




EPS MACHINERY
CATALOGUE





CONTOUR CUTTERS ON BELT WITH MANUAL WIRE SETTING

DESIGNED FOR THE PRODUCTION OF ACCURATE PROFILES AND SHAPES OBTAINED BY HOT WIRE CUTTING OF EPS / XPS BLOCKS.

ADVANTAGES

MANUFACTURING OF EXCELLENCE

- In-house start-up and test
- Prevention of fire ignition: hot wires automatically switch off when working axes remain inactive for longer than a set time-limit
- Solid and compact structure, built to guarantee maximum resistance, stability and safety for operators
- Designed to facilitate access to all components

SUPERVISION AND CONTROL

- Supervision system with graphic preview of profiles to be processed
- Real time control of work in progress
- Indicators positioned on the graphic layout of the machine for a rapid resolution of failures/stops
- Broken wire detection system with automatic stop of the machine
- Updated machine library containing all relevant diagnostic messages and previous working cycles

CONNECTIVITY

- Possibility of connection to local network and interface with enterprise management system
- Download and export of process data in the main commercial formats
- Remote control and monitoring
- Remote assistance software

OUTSTANDING PERFORMANCE


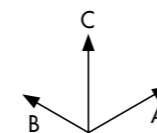
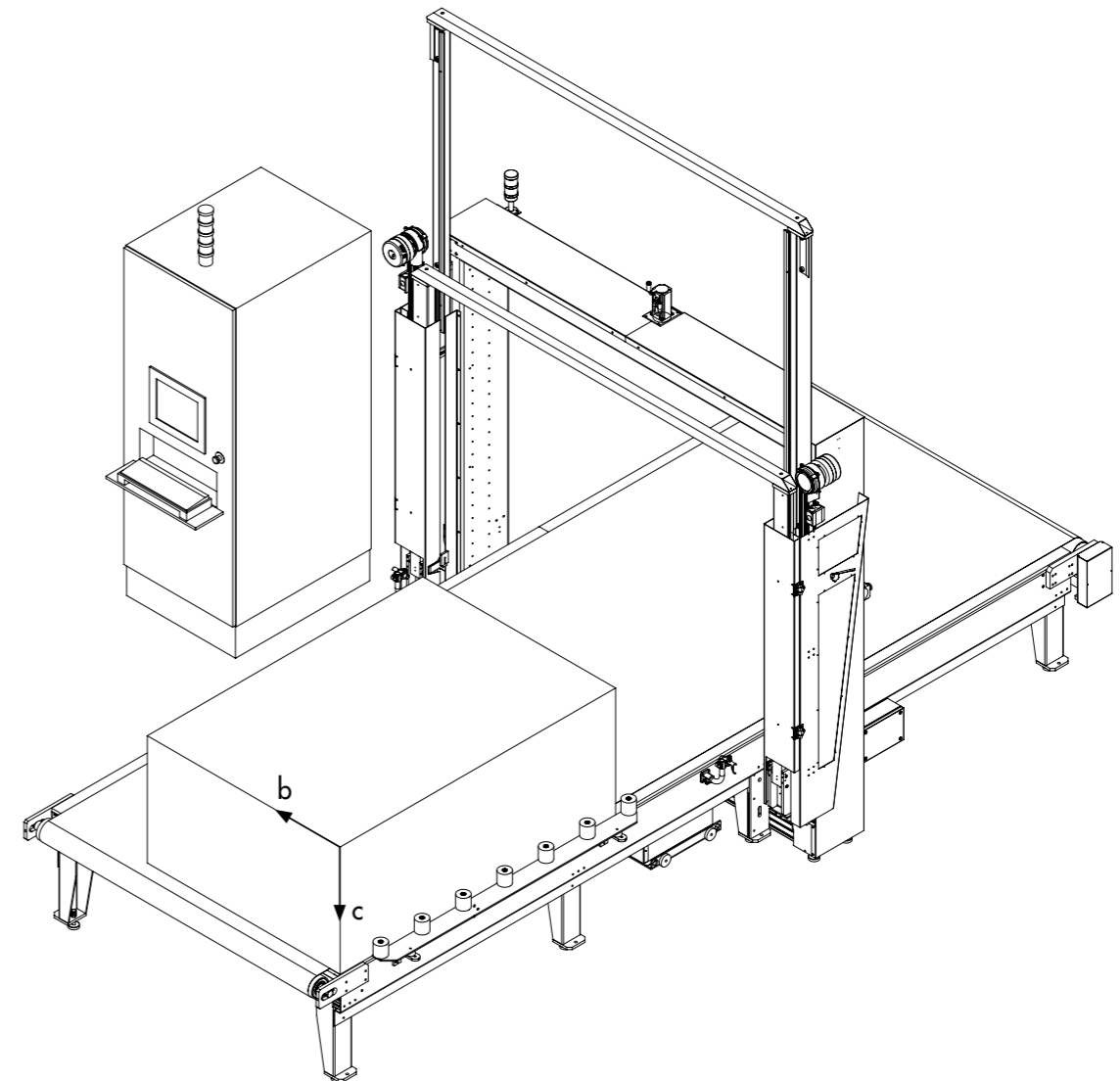
- **Optimized cutting performance:** availability of pre-installed process parameters fine-tuned based on different block features
- **Fast cutting process without interruptions** thanks to the unique cooling system designed to maximize working speed and avoid wire breaking
- **Production accuracy and repeatability:** precision mechanics and the use of ultimate components available guarantee fluid and effective synchronism and movements over time
- **Reduced cycle time and energy consumption:** optimized auto-adjustment of belt speed and cutting wires temperature

FLEXIBILITY

- Wide range of configurations of process parameters such as cutting speed, wires temperature and on/off time
- Setting of initial point of work
- Fully automatic working cycle with possibility of real time variation of parameters
- Possibility of manual control of movements
- Possibility to process only a part of the profile
- Auto-recovery of latest working point in case of power interruption (eg. Black-out)

DRAWING PROGRAM

- TD PROJECT: the drawing program allows users to define and modify the path of cutting wires. It provides a wide range of possibilities for managing any drawing element and set different working parameters such as speed and pause at every point of the profile. It supports DXF files import and BIPMAP vectorization



| Model | Overall dimensions (mm) | | | Cutting dimensions (mm) | | Frame wires (No.) | |
|-------|-------------------------|-------|-------|-------------------------|-------|-------------------|--------|
| | A | B | C max | b | c | Fixed | Mobile |
| CC360 | 5.700 | 2.500 | 4.100 | 1.500 | 1.450 | 50 | 50 |
| CC370 | 5.700 | 3.100 | 4.100 | 2.100 | 1.450 | 50 | 50 |
| CC380 | 5.700 | 3.500 | 4.100 | 2.500 | 1.450 | 40 | 40 |
| CC390 | 5.700 | 3.900 | 4.100 | 3.000 | 1.450 | 35 | 35 |
| CC400 | 5.700 | 5.100 | 4.100 | 4.000 | 1.450 | 30 | 30 |

Overall dimensions do not include perimeter protection systems



CONTOUR CUTTERS ON BELT WITH AUTOMATIC WIRE SETTING

SUITABLE FOR THE PRODUCTION OF HIGH QUALITY PROFILES AND SHAPES OBTAINED BY HOT WIRE CUTTING OF EPS/XPS BLOCKS. AUTOMATIC WIRE SETTING SYSTEM ALWAYS ENSURE PERFORMING PROCESS EFFICIENCY AND ACCURATE PRECISION.

ADVANTAGES

MANUFACTURING OF EXCELLENCE

- In-house start-up and test
- Prevention of fire ignition: hot wires automatically switch off when working axes remain inactive for longer than a set time-limit
- Solid and compact structure, built to guarantee maximum resistance, stability and safety for operators
- Designed to facilitate access to all components

SUPERVISION AND CONTROL

- Supervision system with graphic preview of profiles to be processed
- Real time control of work in progress
- Indicators positioned on the graphic layout of the machine for a rapid resolution of failures/stops
- Broken wire detection system with automatic stop of the machine
- Updated machine library containing all relevant diagnostic messages and previous working cycles

CONNECTIVITY

- Possibility of connection to local network and interface with enterprise management system
- Download and export of process data in the main commercial formats
- Remote control and monitoring
- Remote assistance software

DRAWING PROGRAM


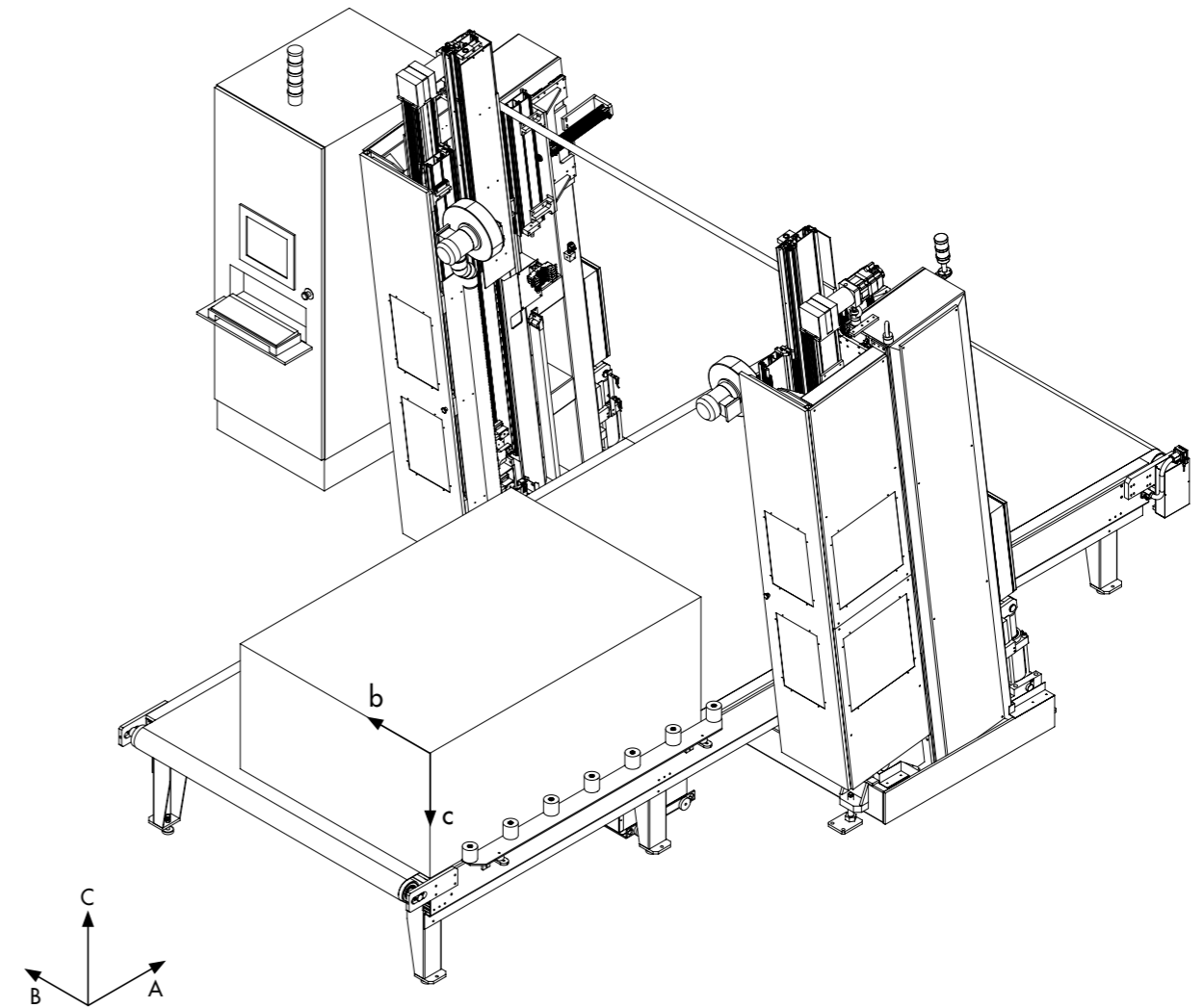
- TD PROJECT: the drawing program allows users to define and modify the path of cutting wires. It provides a wide range of possibilities for managing any drawing element and set different working parameters such as speed and pause at every point of the profile. It supports DXF files import and BIPMAP vectorization

OUTSTANDING PERFORMANCE

- **Reduced set-up** for just-in-time productions, thanks to automatic wire setting system
- **Optimized cutting performance:** availability of pre-installed process parameters fine-tuned based on different block features
- **Fast cutting process without interruptions** thanks to the unique cooling system designed to maximize working speed and avoid wire breaking
- **Production accuracy and repeatability:** precision mechanics and the use of ultimate components available guarantee fluid and effective synchronism and movements over time
- **Reduced cycle time and energy consumption:** optimized auto-adjustment of belt speed and cutting wires temperature
- **Independent wire positioning on the two frames** for the production of inclined sheets

FLEXIBILITY

- Wide range of configurations of process parameters such as cutting speed, wires temperature and on/off time
- Rapid adjustment of cutting thickness by means of automatic wire setting system
- Setting of initial point of work
- Fully automatic working cycle with possibility of real time variation of parameters
- Possibility of manual control of movements
- Possibility to process only a part of the profile
- Auto-recovery of latest working point in case of power interruption (eg. Black-out)
- Automatic frame inclination for the production of sheets



| Model | Overall dimensions (mm) | | | Cutting dimensions (mm) | | Frame wires (No.) | |
|----------|-------------------------|-------|-------|-------------------------|-------|-------------------|--------|
| | A | B | C max | b | c | Fixed | Mobile |
| CC360AAI | 5.700 | 2.900 | 3.800 | 1.500 | 1.450 | 50 | 50 |
| CC370AAI | 5.700 | 3.400 | 3.800 | 2.100 | 1.450 | 50 | 50 |
| CC380AAI | 5.700 | 3.800 | 3.800 | 2.500 | 1.450 | 40 | 40 |
| CC390AAI | 5.700 | 4.400 | 3.800 | 3.000 | 1.450 | 35 | 35 |

Overall dimensions do not include perimeter protection systems



CONTOUR CUTTERS ON BELT WITH AUTOMATIC WIRE SETTING AND OSCILLATING WIRES

PROPER FOR PRODUCING PROFILES AND SHAPES IN GRAPHITE-ENHANCED EPS WITH MAXIMUM EFFICIENCY, THANKS TO ITS OPTIMIZED CUTTING PERFORMANCE AND MINIMUM PERIODIC CLEANING OF CUTTING WIRES

ADVANTAGES

MANUFACTURING OF EXCELLENCE

- In-house start-up and test
- Prevention of fire ignition: hot wires automatically switch off when working axes remain inactive for longer than a set time-limit
- Solid and compact structure, built to guarantee maximum resistance, stability and safety for operators
- Designed to facilitate access to all components

SUPERVISION AND CONTROL

- Supervision system with graphic preview of profiles to be processed
- Real time control of work in progress
- Indicators positioned on the graphic layout of the machine for a rapid resolution of failures/stops
- Broken wire detection system with automatic stop of the machine
- Updated machine library containing all relevant diagnostic messages and previous working cycles

CONNECTIVITY

- Possibility of connection to local network and interface with enterprise management system
- Download and export of process data in the main commercial formats
- Remote control and monitoring
- Remote assistance software

DRAWING PROGRAM

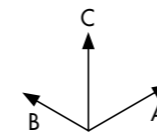
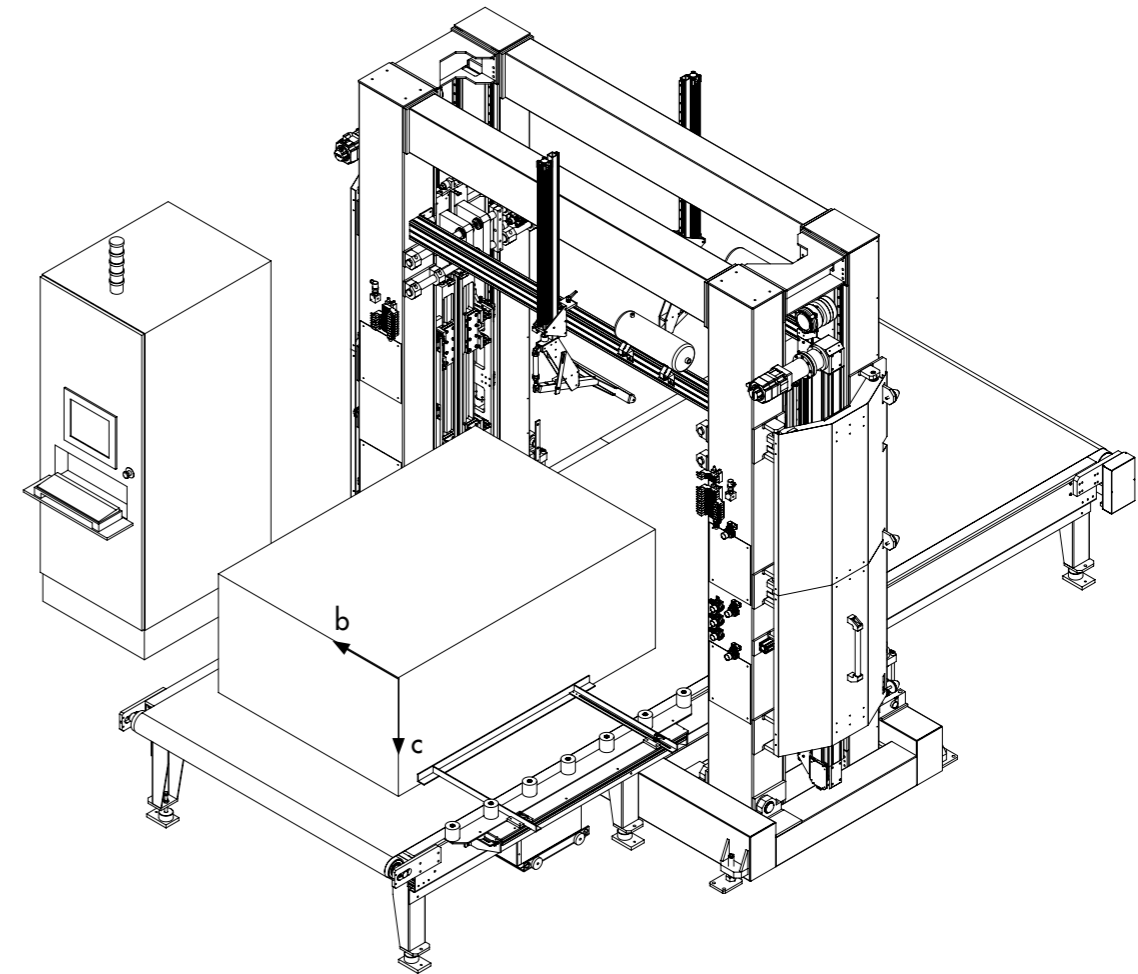
- TD PROJECT: the drawing program allows users to define and modify the path of cutting wires. It provides a wide range of possibilities for managing any drawing element and set different working parameters such as speed and pause at every point of the profile. It supports DXF files import and BIPMAP vectorization

OUTSTANDING PERFORMANCE

- **Maximum cutting speed of graphite-enhanced EPS** with high resistance of cutting wires
- **Excellent surfaces finish** thanks to oscillating wires
- **Quick changeover** for just-in-time manufacturing, with the addition of automatic wire setting system
- **Optimized cutting performance:** availability of pre-installed process parameters fine-tuned based on different block features
- **Fast cutting process without interruptions** thanks to the unique cooling system designed to maximize working speed and avoid wire breaking
- **Production accuracy and repeatability:** precision mechanics and the use of ultimate components available guarantee fluid and effective synchronism and movements over time
- **Reduced cycle time and energy consumption:** optimized auto-adjustment of belt speed and cutting wires temperature
- **Independent wire positioning on the two frames** for the production of inclined sheets

FLEXIBILITY

- Wide range of configurations of process parameters such as cutting speed, wires temperature and on/off time
- Rapid adjustment of cutting thickness by means of automatic wire setting system
- Setting of initial point of work
- Fully automatic working cycle with possibility of real time variation of parameters
- Possibility of manual control of movements
- Possibility to process only a part of the profile
- Auto-recovery of latest working point in case of power interruption (eg. Black-out)
- Automatic frame inclination for the production of sheets



| Model | Overall dimensions (mm) | | | Cutting dimensions (mm) | | Frame wires (No.) | |
|----------|-------------------------|-------|-------|-------------------------|-------|-------------------|--------|
| | A | B | C max | b | c | Fixed | Mobile |
| CC370AAO | 5.700 | 3.400 | 3.800 | 2.100 | 1.450 | 50 | 50 |

Overall dimensions do not include perimeter protection systems

TECNODINAMICA SRL

V.LE EUROPA, 37/38
Z.I. SOLIGO
31010 FARRA DI SOLIGO
TREVISO - ITALY
T +39 0438 98 04 84
info@tecnodinamica.it

www.tecnodinamica.it

